











SMC SPELLING MENU

- Complete at least two different activities to help you learn your spelling words each week, although you may do more if you wish!
- A little and often is the key - do not spend too long on each spelling but revisit them in short bursts of 5-10 minutes.

<p>Read, Write, Repeat Write each spelling word five times.</p> 	<p>Speed Spell How many times can you write each of your spelling words in 30 seconds?</p> 	<p>Order! Order! Write your spelling words out in alphabetical order.</p> <p>A B C D E F G H I J K L M N O P Q R S T U V W X Y Z</p>
<p>Pyramid Words This method helps you to think of each letter within the word.</p> <p>s sp spe spel spell spelli spelling spelling</p>	<p>Dictionary Detective Look up each of your words in a dictionary (or an online dictionary). Record the meaning of the word and use it in a sentence.</p> 	<p>Spelling Story Can you write a passage of text that contains all ten of your spelling words? It's not as easy as you think!</p> 
<p>Picture Sentence Draw a picture defining each word. Write a sentence about your picture using the word.</p>  <p>treasure</p>	<p>Look, Say, Cover, Write, Check</p> 	<p>Practice Test Ask a family member to quiz you on your spelling words. Write each word you misspelled on your quiz 5 times.</p> 
<p>Repeated Writing Write each word as many times as there are letters in the word e.g. 'fire' has four letters so you would write it four times.</p> <p>fire fire fire fire</p>	<p>Spelling Hangman Use your spelling words to play hangman with a family member. Can they guess all of the letters before it's too late?</p> 	<p>Box it Up Draw around the word, making a clear distinction in size where there are ascenders and descenders. Then try to re-write the word making sure that you get the same shape.</p> <p>t o t a l l y</p>
<p>Vowel Spotlight Write your words using one colour for the vowels and another for the consonants.</p> 	<p>Syllable Split Write your spelling words. Then, use a coloured pencil to divide the words into syllables. You may find it useful to clap, count and say the syllables out loud.</p> <p>jumping</p>	<p>Drawing an image around the word This is all about making the word memorable and links to meaning. Useful for words that are a little bit more difficult to remember.</p> 

Bubble Letters

Write your spelling words using bubble lettering and then colour them in.

spell

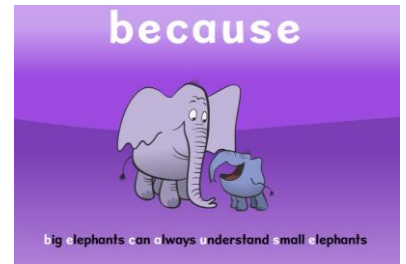
Rainbow Words

Write your spelling words with coloured pencils. Make each letter a different colour. Alternatively, make the tricky part of the word a different colour, or use a different colour for a spelling pattern e.g. prefix or suffix.

spelling

Mnemonic

Create a mnemonic to help learn the spelling of the words.



Silly Sentences

Write the silly sentences using a spelling word in each sentence. Underline the spelling words.



UPPER and lower

Write your spelling words one at a time with all uppercase letters, and then repeat one time with all lowercase letters.

Aa	Bb	Cc	Dd
Ee	Ff	Gg	Hh
Ii	Jj	Kk	Ll
Mm	Nn	Oo	Pp


Handwriting Hero

Use your spellings as part of your cursive handwriting practice - write each word out 3 times.



Words Within Words

Write each spelling word and then write at least two words that can be made from that word. E.G. catch - cat hat chat



Flashcards

Make and practice with flashcards. Put the word on one side and the definition on the other.



Word Scramble

Ask a family member to scramble up all of the letters in each of your spellings.

Can you work out each anagram?



Words Without Vowels

Write all of your words, replacing the vowels with a line. Go back and see if you can fill in the vowels.



Star Jump Spelling

Spell out your words while doing star jumps.

S - P - E - L - L - I - N - G



Add 'Em Up!

Give each of your spelling words a score: 2 points for a consonant and 5 points for a vowel. Which word wins?

