



# Year 2 - Term 4 - Frozen Planet

## Art Technique: Drawing

**Brief:** - How can drawing techniques be used to show tones, texture and patterns?

I will know:



- To use drawing to develop and share their ideas, experiences and imagination.
- To know what shading is.
- To know how different media / materials create different marks e.g. pastels, chalk, felt tips, rubbers, charcoal, ballpoints To know how to investigate tone by drawing light/dark lines.
- To know that texture is the look or feel of a surface.

## Key Artists and Art Works




Shading


Albrecht Dürer



Texture

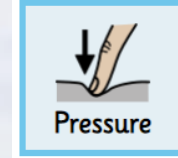


## Key Vocabulary



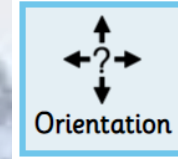
Drawing

Creating a range of marks on a surface.



Pressure

Pressure means how hard the tool is pressed onto the paper or canvas.



Orientation

Orientation is where lines or shapes are positioned on the paper or canvas.



Texture

The quality of something that can be known by touch or the degree to which something is rough or smooth or soft or hard.



Cross-hatching

A series of parallel lines to create tonal effects similar to rough shading.



Shading

Shading is the process of adding value to create the illusion of form, space, and most importantly - light in a drawing.

## Drawing Vocab

Line    Thick    Thin    Surface    Media  
 Marks    Form    Space    Pattern  
 Sketch