St Mary of Charity - School Summary 2026 Data – EYFS

★ Good Level Of Development

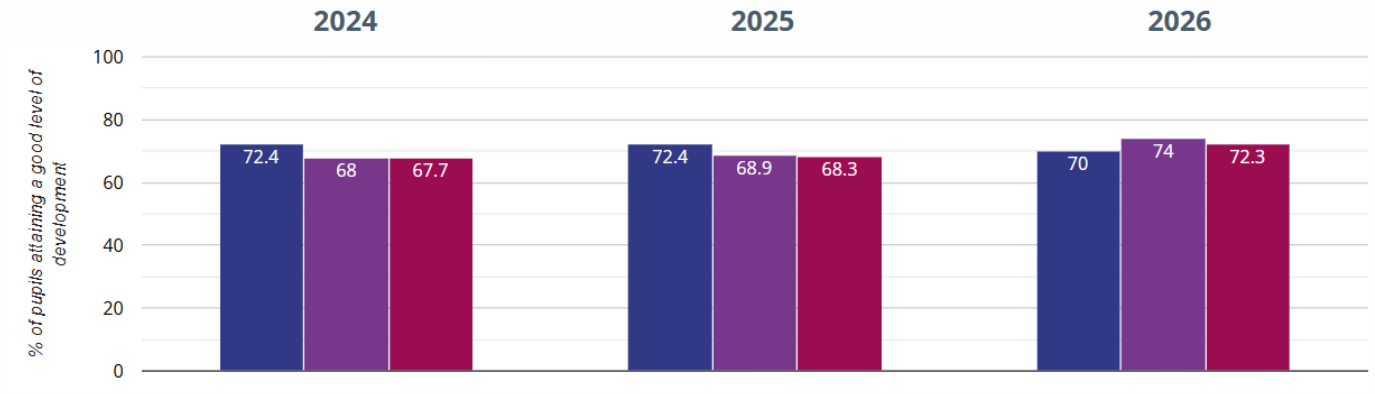

70% in **2026**

2.4% points **drop since 2025**

2.4% points **drop since 2024**

Average number of early learning goals at expected level per child

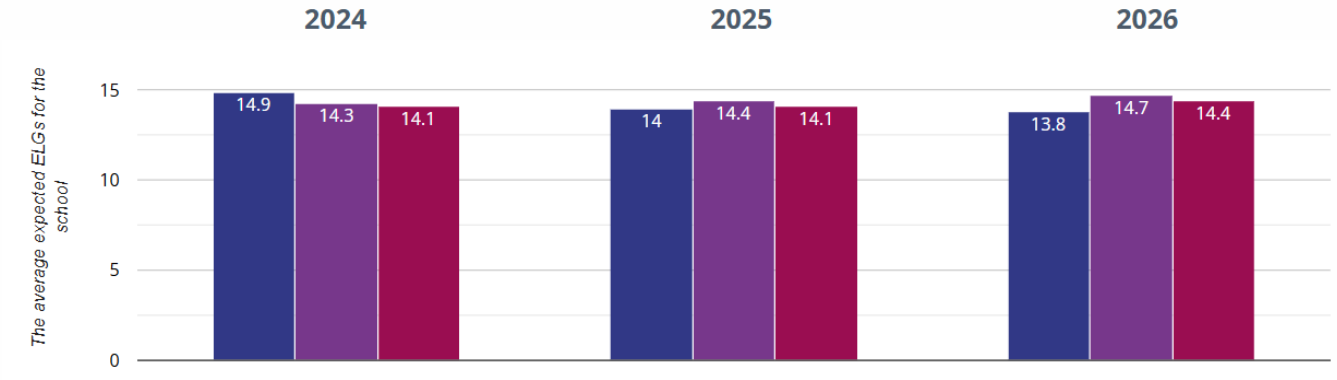

13.8% in **2026**

0.2% points **drop since 2025**

1.1% points **drop since 2024**

St Mary of Charity - School Summary 2026 Data – Phonics

Year 1: Working At

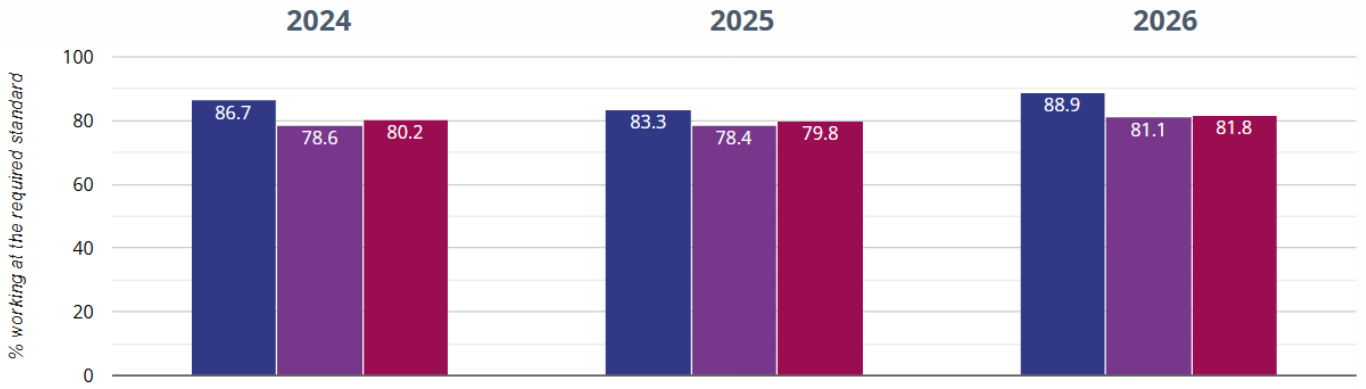

88.9% in **2026**

5.6% points **rise since 2025**

2.2% points **rise since 2024**

- St Mary of Charity CEP School
- Kent (452)
- NCER National (16560)

Year 2: Working At

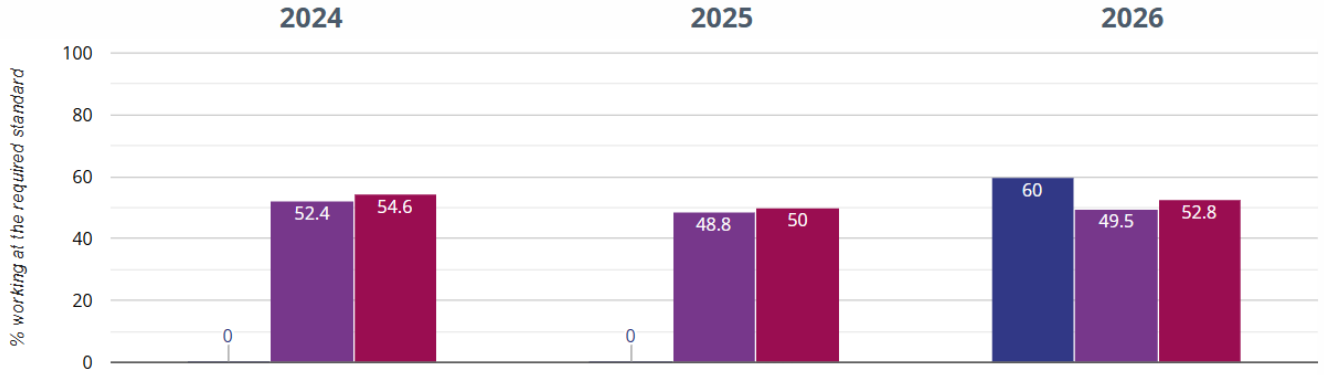

60% in **2026**

60% points **rise since 2025**

60% points **rise since 2024**

- St Mary of Charity CEP School
- Kent (448)
- NCER National (15928)

St Mary of Charity - School Summary 2026 Data – MTC

MTC results	SMC	National 2025
Average	16.9	21
25/25	17% (5ch)	37%

St Mary of Charity - School Summary 2026 Data – KS2 data

Reading - achieved standard

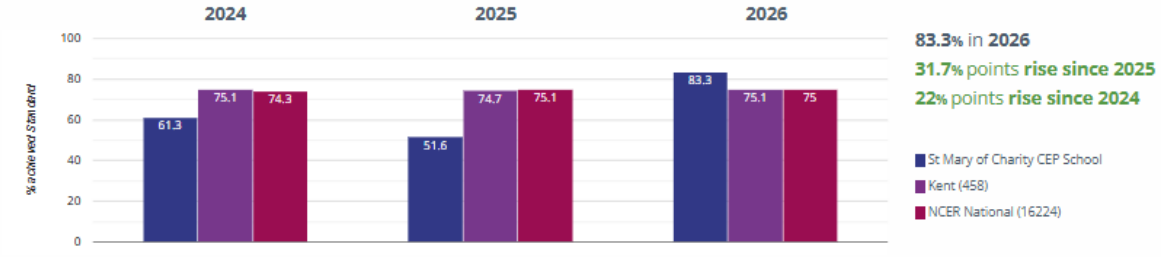

83.3% in **2026**
31.7% points **rise since 2025**
22% points **rise since 2024**

Reading - high attainers

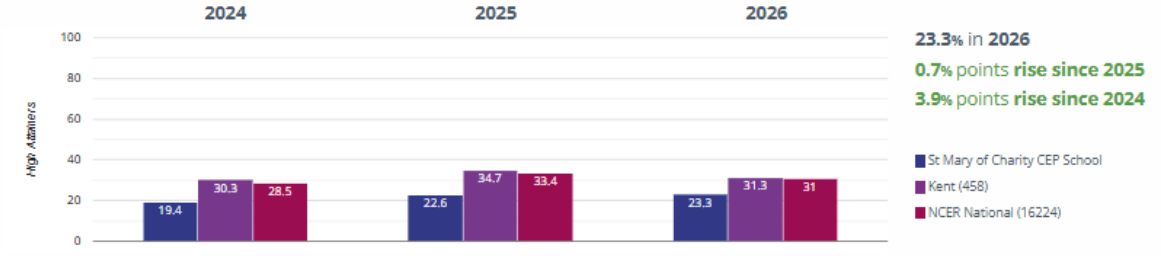

23.3% in **2026**
0.7% points **rise since 2025**
3.9% points **rise since 2024**

Reading - average scaled score

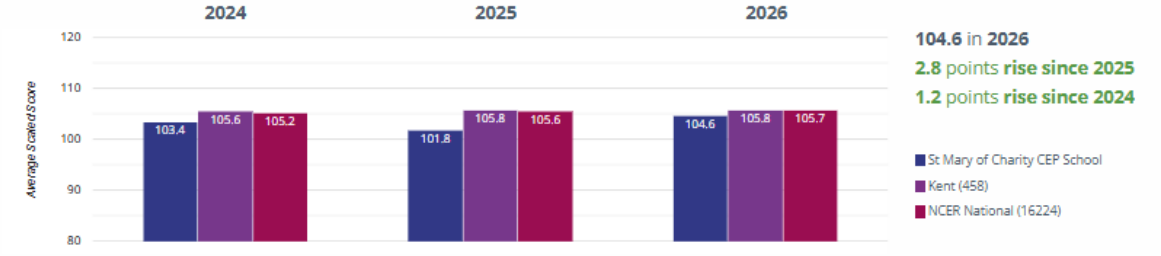

104.6 in **2026**
2.8 points **rise since 2025**
1.2 points **rise since 2024**

GPS - achieved standard

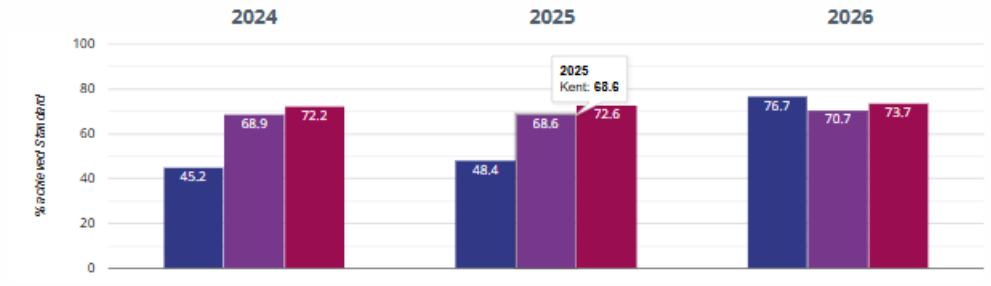

76.7% in **2026**
28.3% points **rise since 2025**
31.5% points **rise since 2024**

St Mary of Charity CEP School
Kent (458)
NCER National (16224)

GPS - high attainers

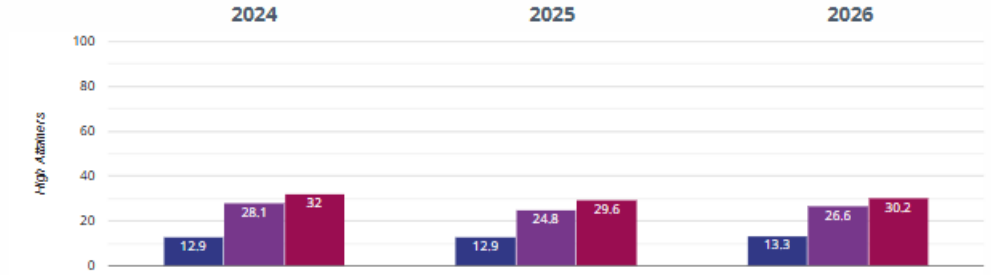

13.3% in **2026**
0.4% points **rise since 2025**
0.4% points **rise since 2024**

St Mary of Charity CEP School
Kent (458)
NCER National (16224)

GPS - average scaled score



102.1 in **2026**
1.7 points **rise since 2025**
1.7 points **rise since 2024**

St Mary of Charity CEP School
Kent (458)
NCER National (16224)

Writing - achieved standard

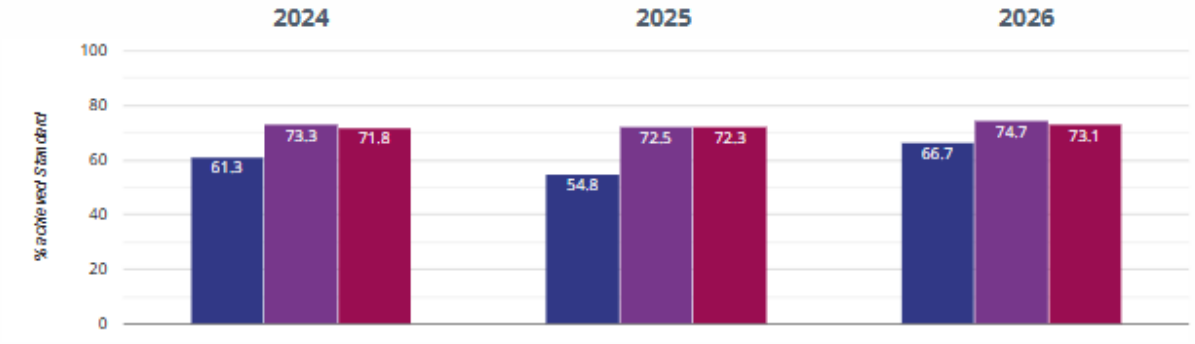

66.7% in **2026**

11.9% points **rise since 2025**

5.4% points **rise since 2024**

- St Mary of Charity CEP School
- Kent (458)
- NCER National (16224)

Writing - high attainers

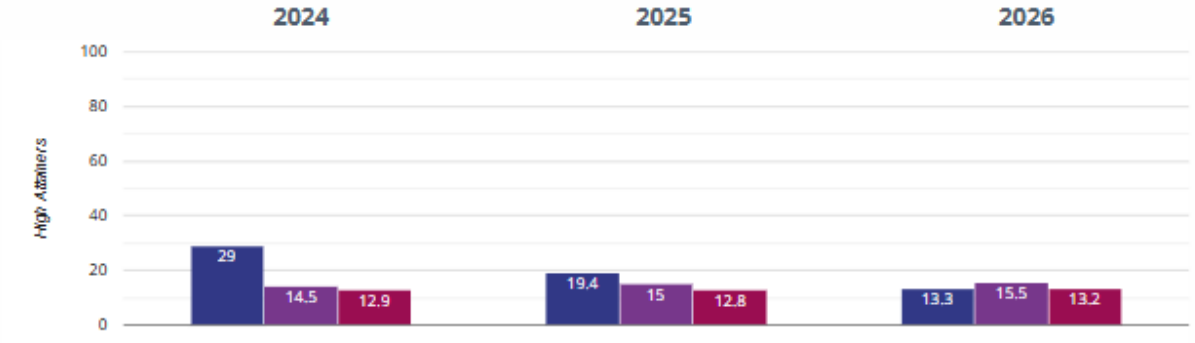

13.3% in **2026**

6.1% points **drop since 2025**

15.7% points **drop since 2024**

- St Mary of Charity CEP School
- Kent (458)
- NCER National (16224)

Maths - achieved standard

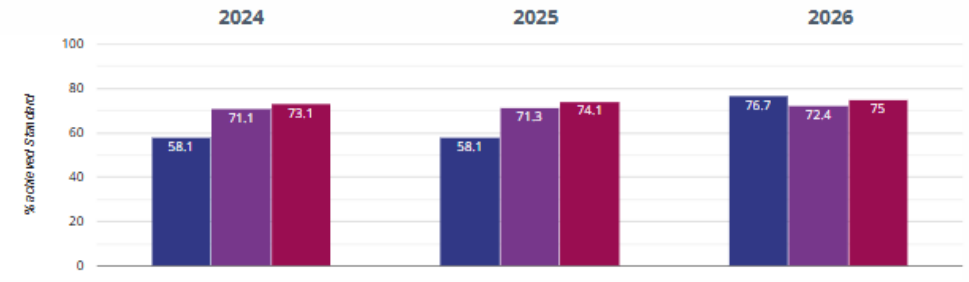

76.7% in **2026**
18.6% points **rise since 2025**
18.6% points **rise since 2024**

St Mary of Charity CEP School
Kent (458)
NCER National (16224)

Maths - high attainers

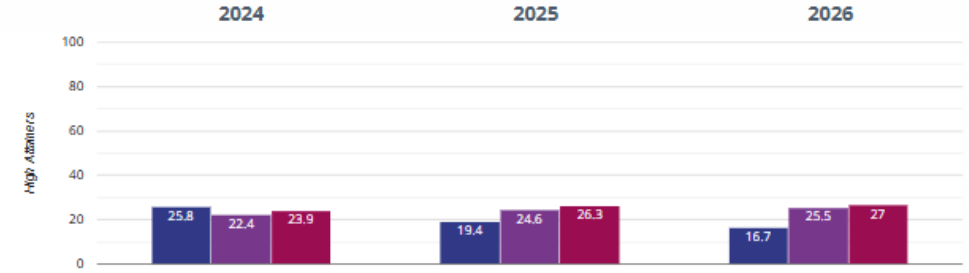

16.7% in **2026**
2.7% points **drop since 2025**
9.1% points **drop since 2024**

St Mary of Charity CEP School
Kent (458)
NCER National (16224)

Maths - average scaled score

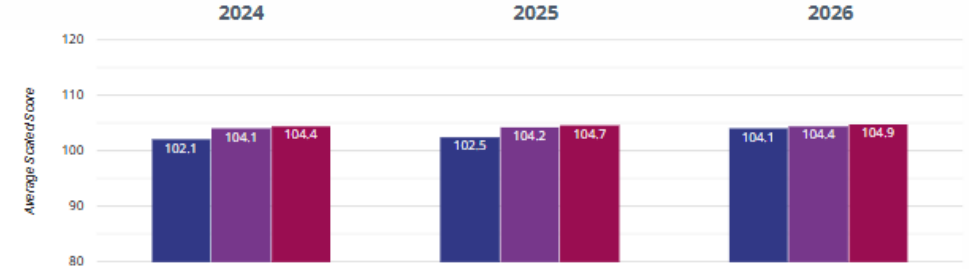

104.1 in **2026**
1.6 points **rise since 2025**
2 points **rise since 2024**

St Mary of Charity CEP School
Kent (458)
NCER National (16224)

RWM - achieved standard

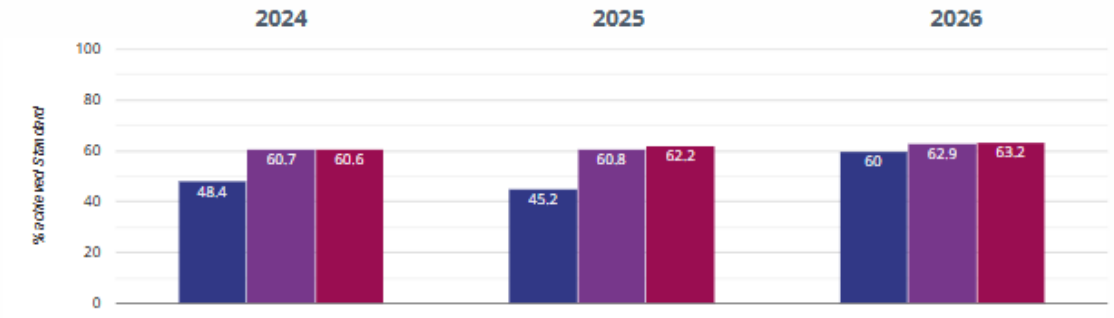

60% in **2026**

14.8% points **rise since 2025**

11.6% points **rise since 2024**

- St Mary of Charity CEP School
- Kent (458)
- NCER National (16224)

RWM - high attainers

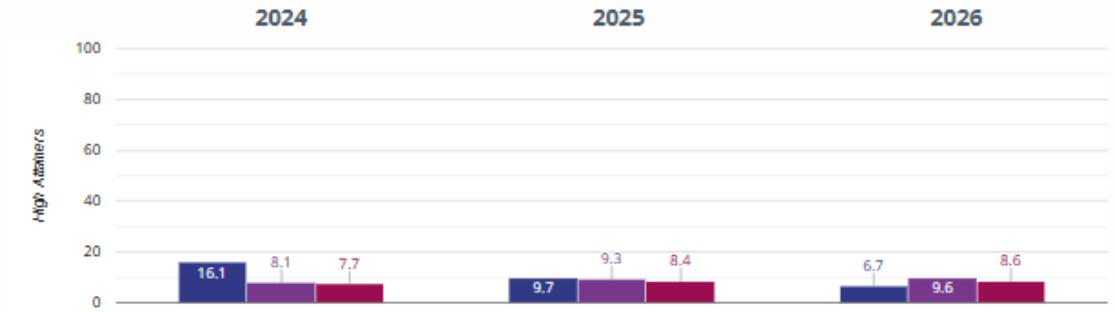

6.7% in **2026**

3% points **drop since 2025**

9.4% points **drop since 2024**

- St Mary of Charity CEP School
- Kent (458)
- NCER National (16224)